



Fastmarkets Dashboard

User Guide

Market Pages

V2.1.8526

17th Nov 2021

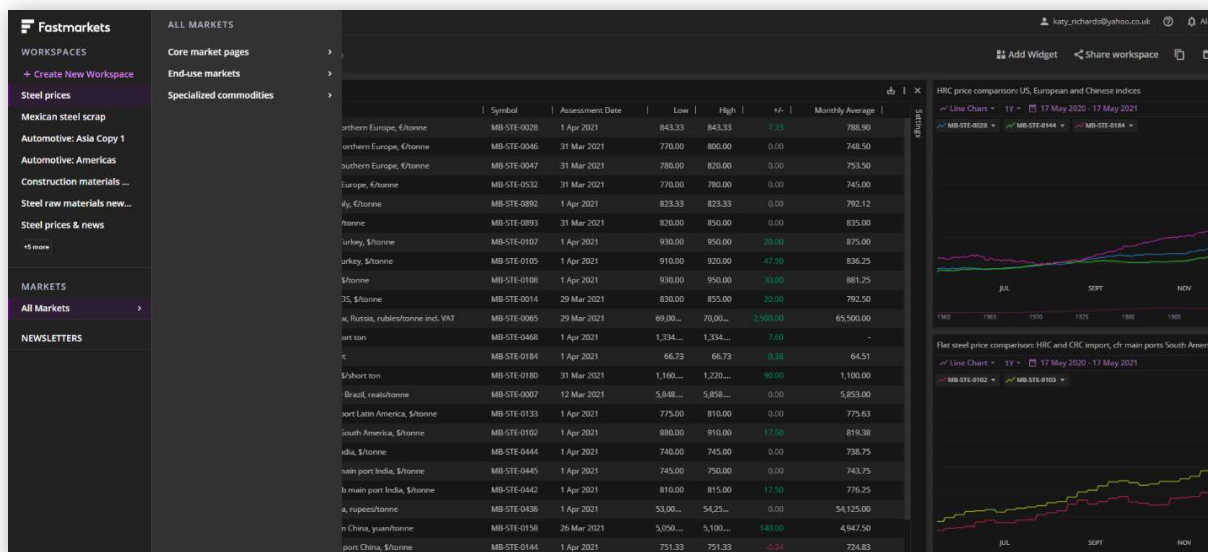
Table of Contents

INTRODUCTION.....	3
FIND CONTENT FASTER USING MARKET PAGES	3
SAVE AND EDIT MARKET PAGES.....	4
RECEIVE MARKET PAGE CONTENT IN A NEWSLETTER (PDF) FORMAT VIA EMAIL	5
ACCESS NEWSLETTERS FROM MARKET PAGES.....	6
FURTHER HELP	7

INTRODUCTION

Market pages are pre-populated workspaces created by our editorial team to be used as starting point to start exploring Fastmarkets data and analysis and can be used as the basis to create your own customized workspaces or sign up for a newsletter. You can access them by clicking on the All Markets menu in the navigation pane, as shown below.

Market pages bring together prices and news in a single view. They are specific to a commodity such as iron ore, a group of commodities such as base metals, or an end-use such as aerospace and defence.

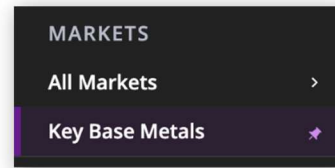


FIND CONTENT FASTER USING MARKET PAGES

Market pages are grouped into **Core market pages**, **End use markets** and **Specialized commodities** sections.

- The **Core market** pages mirror the price package you subscribe to: Base Metals, Industrial Minerals, Minor metals, Ores and Alloys, Steel, Scrap and Steel Raw Materials. If you are a subscriber of one of these price packages, you can be confident you will find all the prices you have access to in one place. These core market pages won't change in their structure, so you'll always know where to find what you're looking for.
- The **Specialized commodities** market pages offer a more focused view of key markets, such as ferro-alloy markets.
- The **End-use** market pages can include price data and analysis from across several core markets. For example, the aerospace and defence market page includes steel and copper, two key raw materials in the production of aircraft.

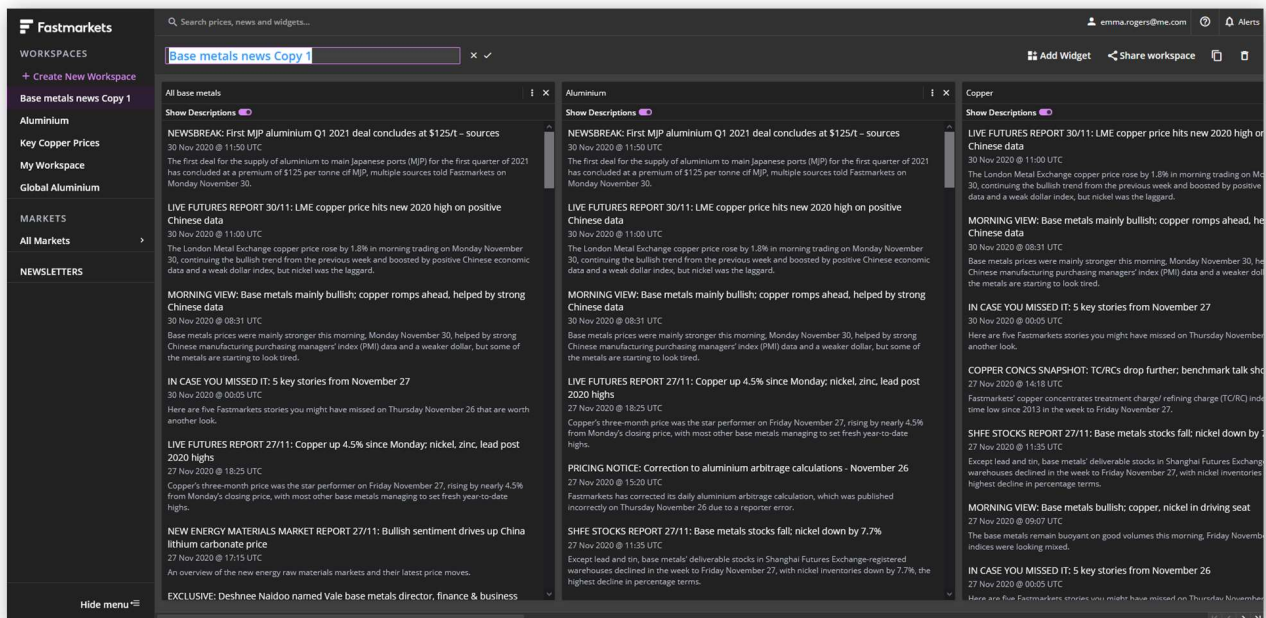
You can pin one of the pre-built market pages to the side bar by clicking on the pin icon. You can pin up to 16 market pages in the same way you pin your own workspaces. To unpin it from the list, click the pin icon again.



Content on the market pages is determined by your access. Any market page for which you do not have any subscribed content will be “grayed out” or you may find an error displayed for specific prices or news you do not have access to. Please contact your account manager or our Customer Success team for more information on your subscription using the details below:

- **Europe, Middle East and Africa: +44 (0)20 3855 5581**
- **Asia: +65 31 633 458**
- **Americas: +1 708 329 2641**
- **Email: customersuccess@fastmarkets.com**

SAVE AND EDIT MARKET PAGES

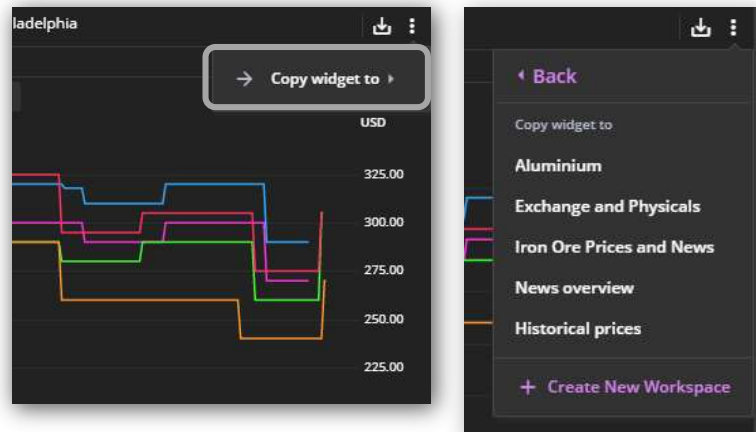


Click on All Markets from the left-hand navigation menu, then click the “Add to Workspaces” button in the top-right corner of the Dashboard to save it. The new page will appear in the navigation menu with a “Copy 1” extension, as shown above. You can then edit the name by clicking on the name at the top of the page. Widgets within a market page can be re-positioned, edited or resized once you save the market page to your workspace.

You can directly export a widget without saving it to your workspace by clicking on the Export icon in the top right corner.

For more information on this functionality, please refer to the Export section within this document.

It is also possible to copy a widget from a market page to your own workspace. Click on the Edit Widget menu (three dots) in the top right corner, select “Copy widget to” and either select an existing workspace or create a new workspace (see section below).



RECEIVE MARKET PAGE CONTENT IN A NEWSLETTER (PDF) FORMAT VIA EMAIL

You can create a curated newsletter containing prices and news from Dashboard Market Pages, based on the options you select.

You may wish to receive prices and news in a newsletter format, primarily in PDF format, in line with our legacy services, including the Fastmarkets AMM Daily PDF and the Fastmarkets MB Daily PDF.

The Newsletters functionality within the Dashboard allows you to:

- Receive prices and/or news content in an easy to digest format with very little effort to customise or search and configure
- Easily flip through news articles without the need to use separate pages on a screen
- Ability to have a shared ledger with counterparts on a contract, both seeing the same presentation of prices for a given date on a Fastmarkets branded document
- View an archive of past newsletters from October 2020 onwards

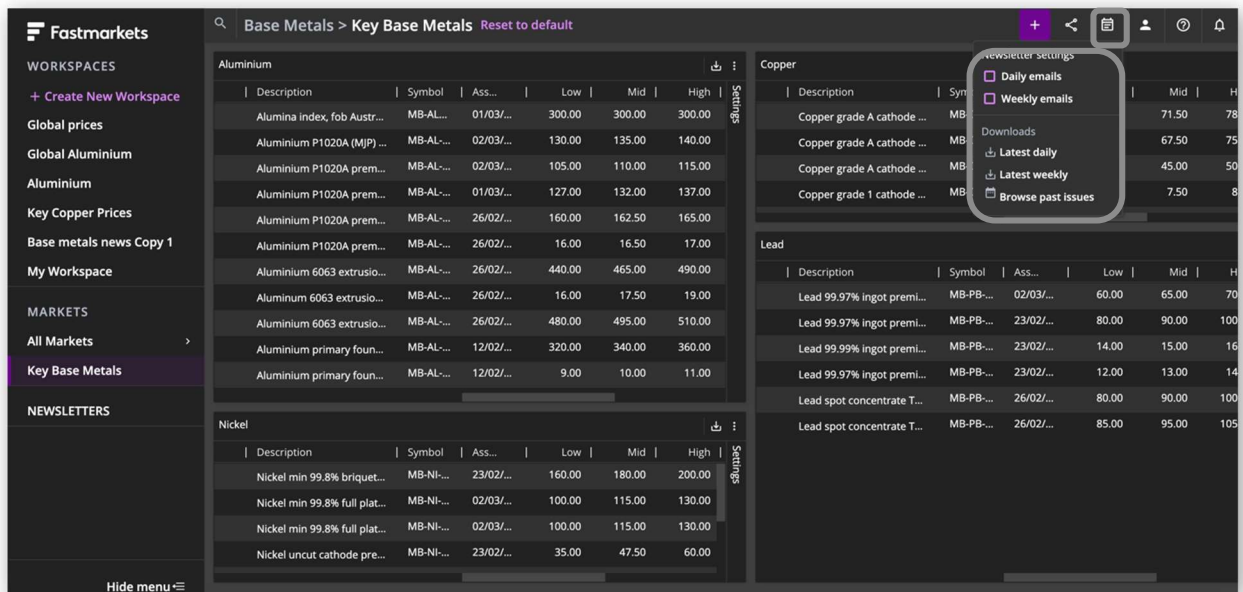
However, to get the most value from the Fastmarkets Dashboard service it is always recommended to set up your own Workspaces and alerts to zone in on the most relevant content for you.

The newsletters can be delivered to your email inbox on a daily or weekly basis and contain news, prices or both via pdf or just as an email. The newsletters are accessible to you based on your access:

- Newsletters may contain prices and news which will require access to both
- Newsletters based on End-use market pages can include price data and news across several core markets. To subscribe to these newsletters, you will need access to all prices and at least one news service.
- Newsletters that contain news will require access to at least one news service
- If your level of access provides news only you will only be able to subscribe and view newsletters containing news
- If your level of access provides only prices you will only be able to subscribe and view newsletters containing prices

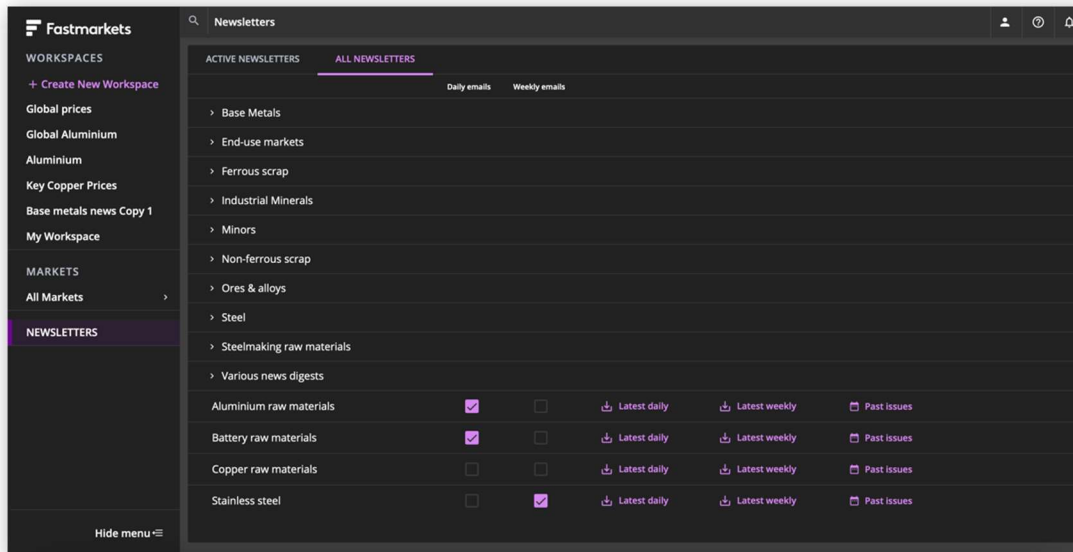
ACCESS NEWSLETTERS FROM MARKET PAGES

From any of the Market Pages, click the Newsletters menu in the top right corner. The dropdown allows you to choose between Daily or Weekly newsletters of the markets page you are viewing, or to download the latest publication.



The screenshot shows the Fastmarkets dashboard interface. On the left, there is a sidebar with navigation options: WORKSPACES (with a '+ Create New Workspace' button), Global prices, Global Aluminium, Aluminium, Key Copper Prices, Base metals news Copy 1, My Workspace, MARKETS, All Markets, Key Base Metals (highlighted), and NEWSLETTERS. The main content area displays market data for 'Base Metals > Key Base Metals'. It features three tables: Aluminium, Copper, and Nickel. Each table has columns for Description, Symbol, Ass..., Low, Mid, High, and Settings. The Copper table is currently selected, and a 'newsletter settings' dropdown menu is open over it, showing options for 'Daily emails', 'Weekly emails', 'Downloads', 'Latest daily', 'Latest weekly', and 'Browse past issues'. The Nickel table is also visible below the Copper table.

You can manage newsletters you have subscribed to via the NEWSLETTERS menu in the left hand side of the Dashboard. The Newsletter section has two tabs, Active Newsletters and All Newsletters. When you pick which newsletters you want to see from the All Newsletters tab, they appear in your Active Newsletters tab.



For more information on newsletters please refer to the User Guide for Newsletters.

FURTHER HELP

If after reading these instructions you have further questions about how to use the Fastmarkets Dashboard, please contact our Customer Success teams or for access/order queries our Client Services team:

- **Europe, Middle East and Africa: +44 20 3855 5581**
- **Asia: +65 31 633 458**
- **Americas: +1 708 329 2641**
- **Customer Success Email: customersuccess@fastmarkets.com**
- **Client Services Email: client.services@fastmarkets.com**